

**Fund Symbols:** I: HDBIX F: HDBFX A: HDBAX C: HDBCX R5: HDBRX R6: HDBSX Y: HDBYX

## Flexibility Generates Opportunities in Fixed Income

Hartford Dynamic Bond Fund looks for fixed-income securities with the potential for strong total returns.

### Truly Active Management

Bond prices can change for a variety of reasons, including fluctuations in interest rates, credit quality, and the global economy. The Fund can take advantage of changing bond prices to actively seek attractive total return opportunities.

### Enhanced Diversification

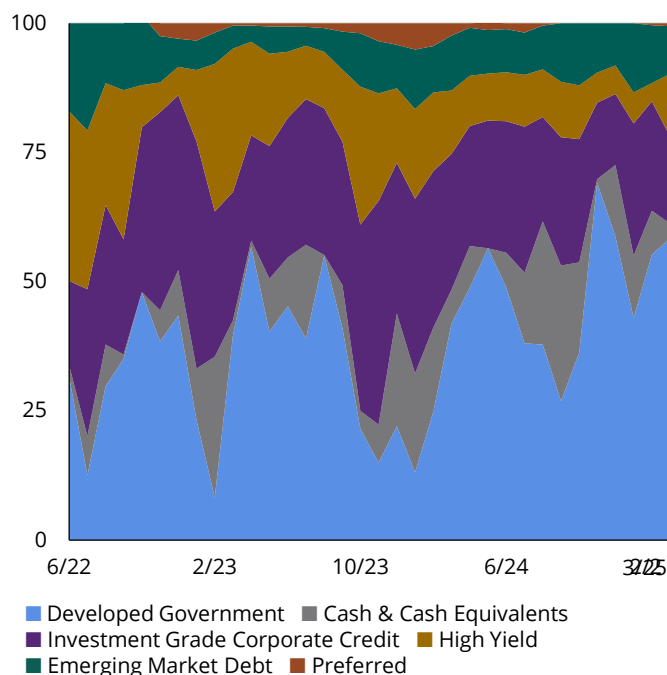
Investors can use the Fund to complement a traditional bond allocation due to its dual focus on price appreciation and income generation, as well as its ability to move nimbly among defensive and opportunistic areas of fixed income.

### Deep Research and Expertise

Wellington Management manages more than \$535 billion in fixed-income assets as of 12/31/2024, and offers dedicated research capabilities spanning the global bond market.

## The Fund's Dynamic Investment Approach...

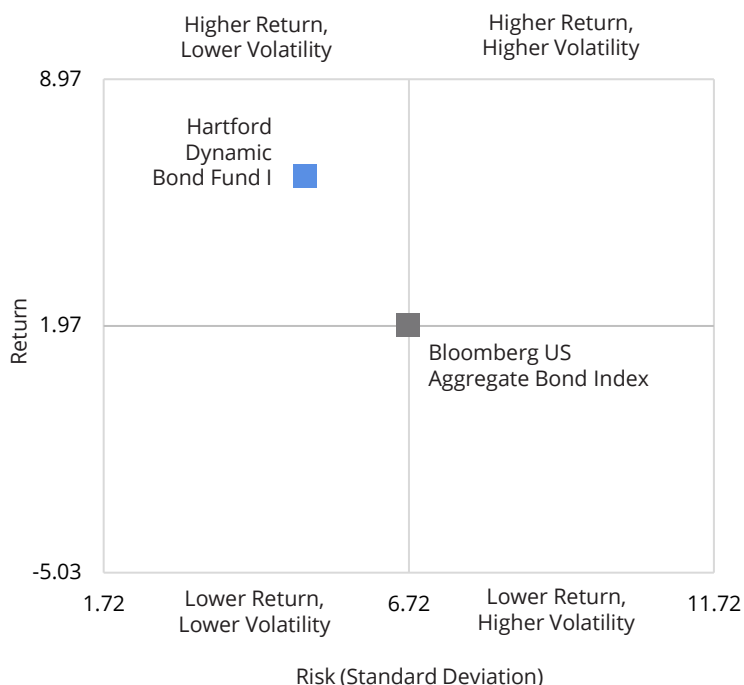
(As of 6/7/22-3/31/25)



Data since Fund inception. Source: Wellington, 4/25

## ...Has Delivered Higher Returns With Lower Risk

Risk/Return (%) (As of 6/7/22-3/31/25)



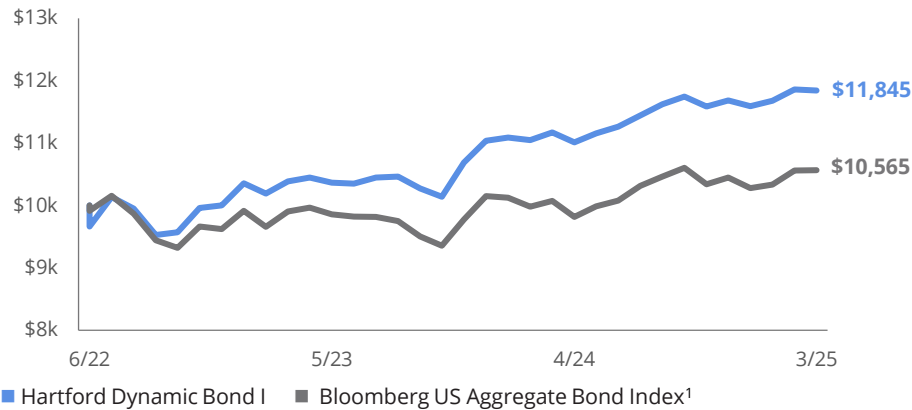
Past performance does not guarantee future results.

Indices are unmanaged and are not available for direct investment. Standard deviation is a measure of the portfolio's total-return volatility over a certain period of time. A higher standard deviation indicates greater historical volatility. Source: Morningstar, 4/25

Portfolio Managers from Wellington Management and years of experience

Connor Fitzgerald, CFA, 19 years  
Schuyler S. Reece, CFA, 18 years

Growth of a \$10,000 Investment (6/7/22-3/31/25)



Average Annual Total Returns (%) as of 3/31/25	YTD	1 Year	3 Year	Since Inception
Hartford Dynamic Bond Fund I	2.17	6.01	—	6.20
Bloomberg US Aggregate Bond Index	2.78	4.88	—	—
Morningstar Multisector Bond Category Average	1.82	6.36	—	—

Expenses<sup>2</sup> Net: 0.69% Gross: 0.73%

Fund Inception: 6/7/22. Performance for periods of less than one year is not annualized.

Performance data quoted represents past performance and does not guarantee future results. The investment return and principal value of an investment will fluctuate so that an investor's shares, when redeemed, may be worth more or less than their original cost. Current performance may be lower or higher than the performance data quoted. For more current performance information to the most recent month ended, please visit [hartfordfunds.com](http://hartfordfunds.com).

<sup>1</sup>Bloomberg US Aggregate Bond Index is composed of securities that cover the US investment grade fixed rate bond market, with index components for government and corporate securities, mortgage pass-through securities, and asset-backed securities. Indices are unmanaged and not available for direct investment.

<sup>2</sup>Expenses are from the Fund's most recent prospectus at the time of publication. Gross expenses do not reflect contractual expense reimbursement arrangements. Net expenses reflect such arrangements in instances when they reduce gross expenses. These arrangements remain in effect until 2/28/26 unless the Fund's Board of Directors approves an earlier termination. Without these arrangements, performance would have been lower.

"BLOOMBERG" and the Bloomberg indices are service marks of Bloomberg Finance L.P. and its affiliates, including Bloomberg Index Services Limited ("BISL"), the administrator of the Indices (collectively, "Bloomberg") and have been licensed for use for certain purposes by Hartford Funds. Bloomberg is not affiliated with Hartford Funds, and Bloomberg does not approve, endorse, review, or recommend Hartford Funds' products. Bloomberg does not guarantee the timeliness, accuracy, or completeness of any data or information relating to Hartford Funds' products.

**Important Risks:** Investing involves risk, including the possible loss of principal. Security prices fluctuate in value depending on general market and economic conditions and the prospects of individual companies. • Fixed income security risks include credit, liquidity, call, duration, event, inflation and interest-rate risk. As interest rates rise, bond prices generally fall. • The Fund may engage in active and frequent trading to achieve its objective. As a result, the Fund is expected to have high portfolio turnover, which will increase its transaction costs and could increase an investor's tax liability. • Investments in high-yield ("junk") bonds involve greater risk of price volatility, illiquidity, and default than higher-rated debt securities. • Foreign investments, including foreign government debt, may be more volatile and less liquid than U.S. investments and are subject to the risk of currency fluctuations and adverse political, economic and regulatory developments. These risks may be greater, and include additional risks, for investments in emerging markets. • Derivatives are generally more volatile and sensitive to changes in market or economic conditions than other securities; their risks include currency, leverage, liquidity, index, pricing, valuation, and counterparty risk. • Restricted securities may be more difficult to sell and price than other securities. • Obligations of U.S. Government agencies are supported by varying degrees of credit but are generally not backed by the full faith and credit of the U.S. Government.

Diversification does not ensure a profit or protect against a loss.

Investors should carefully consider a fund's investment objectives, risks, charges and expenses. This and other important information is contained in the fund's prospectus and summary prospectus, which can be obtained by visiting [hartfordfunds.com](http://hartfordfunds.com). Please read it carefully before investing.